

Program for the Development of Interdisciplinary Oncology Centers of Excellence in Germany

10th CALL FOR APPLICATIONS

Progress in prevention, diagnosis, and therapy has led to a significant increase in survival rates and quality of life of cancer patients. It is mandatory to accelerate this favorable trend through a better interaction of basic, translational and clinical research, in conjunction with a higher quality of interdisciplinary cancer patient care.

As the major German cancer charity, the Deutsche Krebshilfe aims to support the further development of cancer centers in Germany that have already achieved a high standard of research and clinical care and that are willing to develop and implement innovative concepts. In order to contribute to the development of a limited number of interdisciplinary oncology centers of excellence, we have launched this program to set nationwide standards for clinical cancer care and for strengthening translational cancer research.

The Deutsche Krebshilfe has issued 9 calls for applications since 2006. We are now inviting for a 10th round of applications. On the basis of the Deutsche Krebshilfe's decision to support up to a total of 15 'Comprehensive Cancer Centers' (CCCs)/CCC Consortia at one time, a maximum of 9 CCCs or CCC Consortia can be funded within this 10th call.

Like in the previous calls the financial support shall primarily be used for the strengthening of the cancer center infrastructure as well as its regional network, and not for specific research projects or clinical care.

Centers that wish to participate in this program are subject to a competitive selection process. In order to secure uniform structures and quality standards, applications submitted by oncology/research centers will be judged according to a number of defined criteria.

The evaluation will be carried out by an international panel of experts. Applications must therefore be written in English.

Please notify the Deutsche Krebshilfe of your intent to submit an application.

Letter of intent deadline: **November 17, 2023.**

Subsequent full application deadline: **January 26, 2024.**

Table of Contents

Preface	p. 3
General Information	p. 4
Preparation/Submission of the Letter of Intent and the Application	p. 6
Criteria for Funding	p. 8
Application Guidelines	p. 10
Enclosure 1 (Counting of Patients in Surgical Oncology)	p. 42
Enclosure 2 (Requirements for a CCC Biobank)	p. 43
Enclosure 3 (Explanations about Investigator and Industry Initiated Trials)	p. 46
Enclosure 4 (Palliative Care – Best Practice Recommendations)	p. 47
Enclosure 5 (Best practice: psycho-oncological screening at comprehensive cancer centers)	p. 50
Enclosure 6 (Data Privacy Statement)	p. 51
Enclosure 7 (Guidelines for the Creation of Maps displaying the Catchment Area of the CCC)	p. 52
Contact	p. 54

Preface

In the National Cancer Plan (Nationaler Krebsplan, NKP), a center (dealing with diagnostics, treatment and aftercare) is defined as a network made up of qualified and jointly certified multi- and interdisciplinary, cross-sectoral, and where applicable, cross-regional sites (hospitals, contractual medical services, rehabilitation facilities), which provide the complete possible care for cancer patients. (NKP, Handlungsfeld 2, Ziel 5).

Within this National Cancer Plan a 'Three-Tier-Model' (3-Stufen-Modell) of cancer centers is fixed and comprises the following structures of cancer care:

Organ Cancer Centers
Oncology Centers
Comprehensive Cancer Centers (Oncology Centers of Excellence)

In the context of the National Cancer Certification Program ('Nationales Zertifizierungsprogramm Krebs') the Deutsche Krebshilfe and the Deutsche Krebsgesellschaft have worked out criteria for the certification/designation of the above-mentioned centers in order to ensure multidisciplinary and state-of-the-art cancer care for each patient - independent of the type of cancer center and regional prerequisites.

The certification as an Oncology Center within the National Cancer Certification Program is an obligatory requirement for centers applying for funding as an Oncology Center of Excellence by the Deutsche Krebshilfe. An Oncology Center of Excellence/Comprehensive Cancer Center (CCC) must ensure, that patients with specific tumor entities, not covered by the certifications in the context of the National Cancer Certification Program, have access to best-practice and evidence-based care and are being adequately discussed in tumor boards.

A CCC is to be understood as the focal point of a regional care network and should act as a driving force promoting innovative developments in the regional network.

In addition to multidisciplinary state-of-the-art clinical care, a CCC must demonstrate a reasonable depth and breadth of activities in basic laboratory, clinical as well as in prevention, cancer control and population-based research. Substantial transdisciplinary research bridging these scientific areas must be present. A CCC is expected to be a major source of significant advancements in investigating the nature of cancer and in the development of more effective approaches to prevention, diagnosis and therapy. Particularly, translational research covering the entire continuum from 'bench to bedside' as well as reverse translation are crucial features of a CCC. It should be committed to contribute significantly to the development of shared resources which support research. A CCC should be collaborating and coordinating their research efforts with other CCCs and disseminate their research findings for the benefit of the oncological community. One very important instrument to achieve these goals is the Comprehensive Cancer Center Network (CCC Network).

Therefore, it is a categorical requirement that the funded centers actively participate in the CCC Network and its work groups.

General Information

Eligibility Requirements

Public or private cancer centers in Germany that have already met or almost met the criteria for funding (see page 8 ff.).

Applications for funding can be submitted from individual CCC sites as well as jointly from several CCC sites (CCC Consortia). If you are planning to apply for funding as a CCC Consortium, please contact the Board of Directors ('Vorstand') of the Deutsche Krebshilfe first.

CCC Consortia

An Interdisciplinary Oncology Center of Excellence funded by the Deutsche Krebshilfe can consist of more than one site (Comprehensive Cancer Center Consortium). A Comprehensive Cancer Center (CCC) Consortium is a consolidation of two or more university cancer centers, each of which has already implemented Comprehensive Cancer Center structures and who as equal partners with a common, binding governance structure, aim to collectively share the tasks and objectives of an Oncological Center of Excellence according to the criteria of the Deutsche Krebshilfe.

The formation of CCC Consortia should not be an end in itself, but must lead to a recognizable added value. The areas of competence or the different strengths of the CCCs of a consortium must ideally complement each other, so that overall positive synergistic effects are achieved. The added value of a larger catchment area associated with the establishment of a CCC Consortium is alone not sufficient to justify funding of a CCC Consortium as an Interdisciplinary Oncology Center of Excellence.

All participating consortium partners must provide structures for comprehensive interdisciplinary oncological patient care (to be documented by the certification of the individual partner centers as Oncology Center/s in the National Cancer Certification Program). They must also have a broad portfolio of basic, pre-clinical and clinical cancer research to be able to cover the entire continuum of translational oncological research from basic research to clinical trials.

In applications of CCC Consortia which incorporate new partner sites that have not yet been funded within this program, each site must provide detailed and convincing information for each funding criterion. Regarding the size/extent of the documents to be submitted, please contact the offices of the Deutsche Krebshilfe in advance. For renewal applications of already funded CCC Consortia and for applications of CCC Consortia which integrate already funded CCC sites, aggregated data/information on the entire consortium is sufficient unless it is explicitly requested.

Funding

The financial support must be used for the strengthening of the cancer center infrastructure and/or its regional network, and not for specific research projects or patient care.

Reapplications/Renewal Application

Centers which applied in the past and did not receive funding as well as centers which have already been funded can reapply. The comments and recommendations of the reviewers from the last evaluation must be addressed.

Review Process

The review process will proceed in two stages:

1. Evaluation of grant applications by an international panel of experts.
2. Further evaluation will be achieved through hearings, which may be complemented by on-site visits. The hearings and on-site visits are expected to take place **April 22-25, 2024**.

Based on the reviewers' recommendations, the Deutsche Krebshilfe will then come to the final decision.

Note:

Contacting members of the review board in the context of the evaluation of the application (apart from the hearings and on-site visits) can be interpreted as an attempt to influence their decisions and will lead to termination of the evaluation process.

Preparation/Submission of the Letter of Intent and the Application

LETTER OF INTENT

You are requested to notify the Deutsche Krebshilfe of your intent to submit an application. This notification has to be provided by a letter in pdf format no later than **November 17, 2023**. The Deutsche Krebshilfe office confirms receipt of your Letter of Intent by email.

The Letter of Intent should be sent by email to:

foerderung@krebshilfe.de

Subject: 'Spitzenzentren - LOI'

The Letter of Intent must

- (1) include the full name, address, phone, and email contact information of the corresponding applicant for the CCC or the CCC Consortium,
- (2) contain a statement to establish or to further develop the 'Interdisciplinary Oncology Center of Excellence',
- (3) include a list of all members of the external advisory board of the cancer center.

Please note that this Letter of Intent is a prerequisite for submission of a final application, i.e. full proposals will only be accepted from applicants who have submitted a Letter of Intent.

APPLICATION

Centers that wish to participate in the program are subject to a competitive selection process. In order to secure uniform structures and quality standards, applications must be prepared according to the following instructions:

The application

- must be written in **English**.
- will not be screened for completeness upon receipt.
- must be received by **January 26, 2024, 13.00 h**.

The offices of the Deutsche Krebshilfe will confirm receipt of the proposal by email.

The application must consist of the following elements:

- **Cover Letter**
- **Table of Contents** including page numbers
- **Abbreviations**
- **Section I. (Introduction):** max. 5 pages
- **Section II. (Central Slide Set):** max. 30 slides; CCC Consortia: max 40 slides. This section must be structured by using the letters/section numbers from the application guidelines.
- **Section III. (Further Information):** max. 20 pages; CCC Consortia: max. 30 pages. This section must be structured by using the letters/section numbers from the application guidelines.
- **Section IV. (Formal Documents)**

To simplify the review process please address the following points:

- header with the name of the cancer center on each page,
- address in the application all points mentioned in the application guidelines, repeating all section numbers/headlines from the guidelines,
- all pre-defined tables and figures must be numbered as specified in the application guidelines,
- In section I., III. and IV. use 'Arial' 11 pt and 1.25-line spacing. In tables and figures, the font size can be variable.

Feel free to adapt the layout of pre-defined tables/figures/diagrams to your needs. However, it is important that they contain all pre-defined information in the given order.

All documents/sections listed above - except section IV. - will be forwarded to the reviewers.

Therefore, please provide your final application as 2 separate files in PDF-Format:

- File A: Cover Letter
Table of Contents
Abbreviations
Section I: Introduction
Section II: Central Slide Set
Section III: Further Information
- File B: Section IV: Formal Documents

Please provide the Summary (see Section I.2) also in WORD-Format.

In addition to the electronic files please provide:

- one complete unbound application package with original signatures (including Section IV) plus
- 3 bound copies of the grant application WITHOUT Section IV.

Provide the electronic version per download-link and send the hard copy of the application to:

Stiftung Deutsche Krebshilfe
Bereich Förderung
Buschstrasse 32
53113 Bonn

Please note that the hard copy application must match the application you submit electronically word-for-word.

Criteria for Funding

The Three Important Areas for 'Oncology Centers of Excellence':

- Translational Oncology/Access to Innovation/Clinical Trials
- Outreach/Regional Cancer Care Network
- Multidisciplinary Care

Each of these areas is **equally important** and has been broken down into the specific criteria for funding.

A. Basic Information/Size of the Center

A CCC must have a critical size regarding catchment area, patient numbers and infrastructure as well as have a comprehensive portfolio of specific competences going beyond the requirements for an Oncology Center within the 'National Cancer Center Program'.

B. Leadership and Organizational Structure

The cancer center director should be a highly qualified scientist with administrative experience and outstanding leadership and management skills. The director should serve the center on a full-time or a significant part-time basis. He/She must have his/her own budget and be supported by an executive committee and external advisory board. Sustainable support from the hospital/faculty is essential.

C. Research Activity/Translational Oncology

It is important for a CCC to be active in all fields of oncological research (basic research, pre-clinical and clinical translation, late clinical research as well as outcomes research) reaching from prevention/early detection/diagnosis/therapeutic intervention to follow up. The center must have internationally competitive and innovative research programs, most importantly in the area of translational cancer research ('bench to bedside'). This must include important solid tumors. The number and quality of ongoing peer-reviewed research projects is important. Active participation in local, national and international collaborative research consortia is expected.

D. Research Infrastructure

Structures which promote interdisciplinary as well as translational research. A CCC must have adequate access to state-of-the-art as well as innovative technology platforms. A comprehensive and centralized tumor and biobank with defined quality and documentation standards is expected.

E. Access to Innovation (Molecular Diagnostics/Precision Medicine/Immunotherapy/Early Clinical Trials)

Access to innovative therapy concepts is a mandatory component of a CCC and is manifested by a broad portfolio of programs in molecular diagnostics, precision medicine, immunotherapy, and early clinical ('first-in-man') trials.

F. Clinical Trials Activity

Obligatory development and realization of innovative cancer trials, including investigator-initiated trials. The trials must include a reasonable portfolio of the most important cancer entities.

G. Clinical Trials Infrastructure

Availability of a specialized clinical trials office for oncology with a central coordination. The office must be involved in the design and management of the clinical trials. Existence of a central early clinical trials unit where all Phase I, I/II cancer trials are performed.

H. Regional Network/Outreach Activities

Contractual interaction with extramural physicians and regional hospitals. The role of the cancer center should be that of a driving force which promotes innovative developments in the regional network.

I. Community Outreach

Continual interaction with the public by way of community service and education.

J. Multidisciplinary Care

Obligatory existence of structures for multidisciplinary clinical oncology that encompass all tumor entities. This must include integrated clinical care that reflects the current state of evidence-based oncology by a team of physicians of different disciplines as well as non-physician health care professionals. Interdisciplinary tumor boards for all organ sites and tumor entities must be in place. Every patient should have the opportunity to be discussed in a tumor board. Concentration of the core activities of the center in one building is an important feature. A central entry portal must be an integral part of these core activities.

K. Tumor Documentation/Clinical Cancer Registry and Information Technology

All diagnostic and therapeutic procedures as well as follow-up data must be documented and available for research activities, e.g. translational and outcomes research. Therefore, multidisciplinary care and research must be supported by an up-to-date and adequate information technology. IT interoperability and sharing of data with national initiatives / data networks (e.g., nNGM, DKTK, DNPM, MII etc.) is crucial.

L. Palliative Care

Obligatory existence of a palliative care unit which guarantees high quality patient care. Additionally, an ambulatory palliative service must be in place. Research activities are expected.

M. Psychosocial Care/Self-Help Groups

Efficient structures must be in place for integrated psychosocial care. Research in psycho-social oncology is also expected. The support by self-help groups must be implemented into patient care.

N. Patient Engagement/Involvement

Involvement of patient representatives in patient-related aspects of clinical care and in boards/committees of the cancer center, responsible for the conceptual design and assessment of patient care.

O. Training Programs

Multidisciplinary training programs for physicians, nurses, and related professions. Of particular interest are programs for physician scientists and biomedical researchers, especially in translational research.

Application Guidelines

General Remarks:

It is most important that the value added through the structure of the Comprehensive Cancer Center over individual activities/efforts existing at your center is clearly visible. In addition, the presented information must be based on your current situation and should be distinguishable from future plans. In case of a CCC Consortium, it must be made clear which joint structures and activities are already implemented and which are still in the planning state. The strengths/specific expertise(s) of each individual partner site and how they complement each other, and the resulting (potential) value added to the consortium should be convincingly shown.

Regarding the requested data/tables: if there are specific characteristics/features at your center that cannot be presented adequately by the requested data/tables, please feel free to provide additional data. However, the maximum number of slides/pages must not be exceeded.

For all publications: Only published or accepted manuscripts pertaining to oncology may be cited within the proposal; manuscripts at any other stage (e.g. planned, submitted, under revision, conditionally accepted, forthcoming, etc.) will not be acknowledged.

Cover Letter/Institutional Commitment to the Cancer Center

In the cover letter, briefly introduce the application, and state the willingness to accept the terms of evaluation and funding. The Chief Physician of the Hospital, the Dean of the Medical Faculty and the fiscally responsible Administrative Director have to declare their commitment for the long-term future of the cancer center. In this letter of support, the importance of oncology for the university hospital and the medical faculty has to be convincingly demonstrated. Point out the crucial measures that have been taken to support this commitment.

The letter has to be signed by the Cancer Center Director and Deputy Director(s), the Chief Physician of the Hospital, the Dean of the Medical Faculty, and the fiscally responsible Administrative Director. For CCC Consortia the letter has to be signed by the respective persons of all individual partner centers.

Table of Contents (with page numbers).

Abbreviations

Section I.: Introduction

1. Name and full work address of the Corresponding Applicant

- The Cancer Center Director is regarded as the corresponding applicant and should provide full name, work address, telephone number and email address.
- For CCC Consortia with a more complex leadership structure, a Cancer Center Director who will be acting as the corresponding applicant, must be named.

2. Summary (Mission, Achievements, Vision)

Please describe the center's mission and achievements. Which are the most important achievements/practice-changing innovations? What is the center's contribution to the advancement of oncology? Please give a short overview how your center has addressed the reviewers' comments from the last evaluation. What is the future vision of your center, and which are the most important goals for the next funding period? What impact would funding by the Deutsche Krebshilfe have for the cancer center? For CCC Consortia, please make clear:

- What does each partner site contribute to the added value of the consortium as a whole?
- Address briefly the existing and/or planned joint projects.

3. Requested Funding

Provide an itemized budget/cost proposal in tabular form containing the following information:

Principal cost categories 'Staff/Personnel', 'Equipment/Instrumentation', 'Consumables', and 'Other Expenses'. For these cost categories please state the requested funds separately for each year in Euros.

For Staff/Personnel, please quote at which wage level (TVöD, TVÄ) the personnel will be employed (max. 4 years) and calculate the costs. For each person to be funded by the Deutsche Krebshilfe, please specify their task(s).

The Deutsche Krebshilfe reserves the right to exclude certain items which do not adhere to the goals and objectives of this funding program.

Section II.: Central Slide Set

The 'Central Slide Set' should give a concise and compact overview over the most crucial aspects of a CCC. It must be structured along the funding criteria of the Deutsche Krebshilfe and is restricted to 30 slides (for CCC Consortia: max. 40 slides). For many items, we have created pre-defined templates/tables. For items, where we have not provided templates, please use bullet points, tables or graphical presentations.

Most importantly, the structure and performance of a center should be understandable on the basis of the slide set without having to read any further information. The reviewer committee will primarily be assessing the performance of your center through the slide set. Nevertheless, you have the opportunity to present additional information in Section III ('Further Information') if you feel this is necessary or it is asked for in the application guidelines. **In the individual slides please refer to the respective chapter/page numbers in Section III, if there is additional information given.** However, be aware that the slide set is the most important part of the application for the reviewer committee. Therefore, it is essential that the slides are concise and the presented information is immediately understandable.

A. Basic Information/Size of the Center

A.1 Catchment Area

Please provide information on your catchment area by using the following maps:

- Figure II.A.1.1
Population density in Germany:
Map of Germany showing the inhabitants per square kilometer (based on postal code areas).

- Figure II.A.1.2
Patient's Place of Residence:
Map of Germany showing the catchment area of the center, colored by the range of numbers of the patients cared for at the center (bases on postal code areas). Each color represents 25 % of the patients.

- Figure II.A.1.3
Proportion of Coverage:
Map of Germany colored by the number of patients cared for at the center in relation to a population of 100,000 inhabitants (based on postal code areas).

Guidelines for the creation of the above-mentioned maps (Figures II.A.1.1-3) are attached as **Enclosure 7**. You have the opportunity to use a software tool which has been developed in the context of the preparation of the 'ONConnect' joint application of the CCC network. The development of the tool was also supported by members of the Working Group 'Digital Oncology' of the CCC network.

Prerequisite is, that you prepare a list of patient numbers per postal code area. Then, data import and processing/calculation is performed locally at your center by using the above-mentioned software tool. If you wish to use the software, please contact the offices of the Deutsche Krebshilfe (contact information: see page 54).

Optional explanations on your catchment area are possible in Section III. If you take advantage of this, please refer in the slide(s) to Section III (chapter, page No.).

A.2 Size of the Center/Patient Numbers

Table II.A.2.1

Details on the Hospital and the Cancer Center/Number of Patients (2022)				
		CCC Site 1 ¹	CCC Site 2 ¹	CCC Site X ¹
Details on the entire (University) Hospital	Number of beds			
	Total Inpatients ³			
	Total Outpatients ⁴			
Cancer Patients	Total Cancer Patients ⁵			
	Cancer Inpatients ⁶			
	Cancer Outpatients ⁷			
Patients per Therapeutic Modalities ²	Surgical Oncology ⁸			
	Radio-Oncology			
	Nuclear Medicine			
	Hemato-Oncology			
	Solid Tumor Medical-Oncology			
	Personalized Medicine			
	Pediatric Oncology			

¹In case of a CCC Consortium only.

²Patients (in-and outpatients) can be counted in more than one field if they received the respective treatments (e.g. a patient who underwent neoadjuvant systemic treatment, tumor surgery and radio-therapy can be counted in the field of Surgical Oncology, Radio-Oncology and in Solid Tumor Medical Oncology, respectively). However, a patient can only be counted once in each field, unless he/she has been treated for more than one malignancy in 2022.

³Number of all inpatients (stationary patients only = 'vollstationär') in the entire hospital in 2022.

⁴Number of all outpatients in the entire hospital in 2022.

⁵Number of all cancer patients in 2022 matching one of the following criteria: reported to the state clinical cancer registry, follow up, second opinion, tumor board, trials participation. Each patient may only be counted once per year.

⁶Numbers of cancer inpatients (stationary patients only = 'vollstationär') in the entire hospital in 2022.

⁷Numbers of cancer outpatients in the entire hospital in 2022.

⁸Number of all cancer patients at your (university) hospital who underwent one or more surgical procedures in 2022 according to **Enclosure 1** (excerpt of the German version of the International Classification of Procedures in Medicine – OPS).

Table II.A.2.2

Number of Cancer Patients per selected anatomic tumor sites in 2022		
	Newly diagnosed ¹	Newly diagnosed + patients with recurrence and metastasis ²
<i>Tumor Entities covered by a certification within the 'National Cancer Certification Program'³</i>		
Colon		
Pancreas		
Hematological systemic disease		
Breast		
Gynecological tumors		
Skin		
Prostate		
Head/Neck tumors		
Neuro-oncological tumors		
Lung		
Pediatric Tumors (Patients < 18 y.)		
Entity X ⁴ (optional)		
Others ⁵		
<i>Tumor Entities not covered by a certification within the 'National Cancer Certification Program'⁶</i>		
Entity Y (optional)		
Others		
TOTAL		

¹Newly diagnosed: Patients with initial diagnosis treated at the center. Please list here the 'Primary Cases' according to the definition as in the 'National Cancer Certification Program'.

²Newly diagnosed + patients with recurrence and metastasis. Please list here the 'Centre Cases' according to the definition as in the 'National Cancer Certification Program' (primary cases + patients with (locregional) recurrence + patients with secondary distant metastasis). In contrast to the National Cancer Certification Program 'Centre Cases' can also be listed for Hematological systemic disease.

³Encompasses all entities, that may be certifiable within the 'National Cancer Certification Program' independent of whether a center is certified for all of these possible entities.

⁴Here, you have the possibility to present (a) tumor entity(ies) for which your cancer center has specific competence but which is not listed above.

⁵Please show here the aggregated patient numbers of all other entities certifiable within the 'National Cancer Certification Program' but not listed above.

⁶Tumor Entities not covered by a certification within the 'National Cancer Certification Program': Please show here (rare) tumor entities for which your cancer center has specific competence which are not certifiable within the 'National Cancer Certification Program'.

In Section III.A.2 a more detailed listing of patient numbers per anatomic cancer sites is requested. Please refer in the slide(s) to this Section (incl. page number).

Optional explanations are also possible in Section III. If you take advantage of this, please refer in the slide(s) to Section III (chapter, page No.).

A.3 Fields of Specific Competence in Oncology

Identify fields of specific competence of the cancer center (e.g. rare tumor entities, specific diagnostic or therapeutic options).

Table II. A.3

Fields of Specific Competence in Oncology (max. 5; for consortia max. 10*)

*In case of a CCC Consortium, please specify at which CCC site the specific competence is available.

Optional explanations are possible in Section III. If you take advantage of this, please refer in the slide(s) to Section III (chapter, page No.).

A.4 Participation in National and CCC Network-wide Initiatives

Table II.A.4

Participation in National and CCC-Network wide Initiatives/Programs	
Initiative (e.g.)	Role within the Initiative (e.g. Lead, participation in Task Force XY etc.)
nNGM (national Network Genomic Medicine Lung Cancer)	
DNPM (German Network for Personalized Medicine)	
NCT (National Center for Tumor Diseases)	
DKTK (German Cancer Consortium)	
MII (Medical Informatics Initiatives)	
...	

Optional explanations are possible in Section III. If you take advantage of this, please refer in the slide(s) to Section III (chapter, page No.).

A.5 Local Funding of the CCC

Please list information on the financial support by the hospital/medical center, medical faculty, federal state, public health system etc. available for core-structures, research programs or additional activities of the cancer center. Funds for standard clinical care should not be included.

Table II.A.5

Local Funding of the CCC		
	Financial Support in 2022 (€)	
	CCC Site 1*	CCC Site X*
Hospital/medical center/medical faculty, federal state etc.		
Public Health System (e.g. 'Zentrumszuschlag')		
TOTAL		

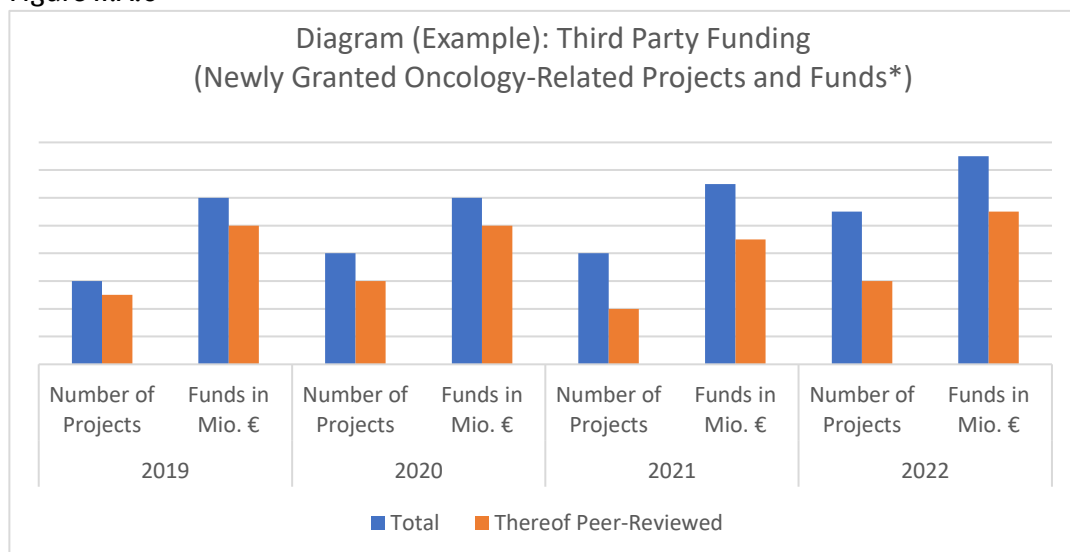
*In case of a CCC Consortium only

Optional explanations are possible in Section III. If you take advantage of this, please refer in the slide(s) to Section III (chapter, page No.).

A.6 Third-Party Funding

Please present the development of the third-party funding of your CCC in the years 2019-2022 (number of newly granted projects and newly granted funds in Mio. € in the respective year) by using the following diagram:

Figure II.A.6



*Provide the total amount of funds in Euro (€) newly granted in the respective year. In case of multicenter projects, please provide the amount of funds given to your center only. In case of Coordinated Programs (e.g. Collaborative Research Centers - 'Sonderforschungsbereiche') etc. which are not oncology-related as a whole, only sub-projects with a clear focus in oncology are relevant.

Optional explanations are possible in Section III. If you take advantage of this, please refer in the slide(s) to Section III (chapter, page No.).

B. Leadership and Organizational Structure

B.1 Cancer Center Director and Deputy Director(s):

Table II.B.1

Cancer Center Director and Deputy Director(s)		
CCC Director	Function (scientific and/or clinical appointment)	Fulltime or part time, % of working time designated to CCC
CCC Deputy Director(s)	Function (scientific or clinical appointment)	% of working time designated to CCC

In Section III.B.1 CV(s) of the Cancer Center Director and the Deputy Director(s) are requested. Please refer in the slide to this Section (incl. page number). Optional explanations are also possible in Section III. If you take advantage of this, please refer in the slide(s) to Section III (chapter, page No.).

B.2 Overview of the Organizational Structure of the Cancer Center

Please provide a comprehensive organization chart of your center specifying the key structural elements/units of the cancer center, their functional duties/responsibilities, levels of authority, and interfaces/relationships as well as the center's external advisory board. In case of a CCC consortium, please specify also the governance and organizational structures of the consortium as a whole.

In Section III.B.2 additional information on the organizational structure of the cancer center is requested. Please refer in the slide to this Section (incl. page number). Optional explanations are also possible in Section III. If you take advantage of this, please refer in the slide(s) to Section III (chapter, page No.).

C. Research Activity/Translational Oncology

Note: A crucial aspect of this chapter is to demonstrate the ability of the center to contribute to practice changing developments which lead to more effective prevention, diagnosis, and treatment of cancer. It is important for a CCC to be active in all fields of oncological research (basic research, pre-clinical and clinical translation, late clinical research as well as outcomes research) reaching from prevention/early detection/diagnosis/therapeutic intervention to follow up.

Please list the most important research programs/main focuses at your center:

Table II.C

Top Cancer Research Programs/Main Research Focuses

Show concise information on a selection of the most relevant projects and corresponding publications and assign them to the above presented research programs. Please focus on projects which demonstrate the capability of bringing compounds/therapies, which were pre-clinically developed at your center/university to 'first-in-man' trials. Additionally, projects focusing on prevention, early detection and outcomes research are of increasing interest. For the respective programs as well as for the individual presented projects/publications, please indicate to which field/category of oncological research they belong to (see **Note** page 17; e.g. basic research, clinical translation, outcomes research, prevention, early detection, therapeutic intervention ...).

In Section III.C, a list of the most relevant publications from the last 5 years (Table III.C) is requested. Please refer in the slide to this Section (incl. page number). Optional explanations are also possible in Section III. If you take advantage of this, please refer in the slide(s) to Section III (chapter, page No.).

D. Research Infrastructure

D.1 Structures promoting interdisciplinary/translational research activities

Please provide information on the structures/mechanisms that have been implemented to promote interdisciplinary and translational research activities (e.g. interdisciplinary task forces, common programs, intramural grant programs etc.). Concentrate on the value added by the cancer center. In case of a CCC consortium, please indicate the measures to establish joint research programs and strategies.

Please also provide information on cooperations with extramural research institutions (e.g. Max Planck Institutes, Helmholtz Institutes) as well as possible cooperations with innovative technology partners beyond pharma industry if applicable.

Optional explanations are possible in Section III. If you take advantage of this, please refer in the slide(s) to Section III (chapter, page No.).

D.2 Innovative Technology Platforms

Graphical/tabular information on innovative technology platforms and services your CCC has access to (e.g. omics platforms, bioinformatics, AI).

Optional explanations are possible in Section III. If you take advantage of this, please refer in the slide(s) to Section III (chapter, page No.).

D.3 Tumor-/biobank(s)

Note: The 'Requirements for a CCC Biobank' as listed in **Enclosure 2** must be fulfilled. The financing of the biobank should not only be dependent on third-party funding or fee-for-service. Rather, a sustainable basic funding should be ensured by the responsible body operating the biobank. Please add a statement of support by the representatives of the responsible body/bodies (e.g. Medical Director of the Hospital, the Dean of the Medical Faculty, fiscally responsible Administrative Director) referring to the above mentioned points (the statement can be included in Section IV.).

Please provide the following data:

Figure II.D.3.1

Total number of all cancer patients* whose specimens are stored in the Biobank in 2022**

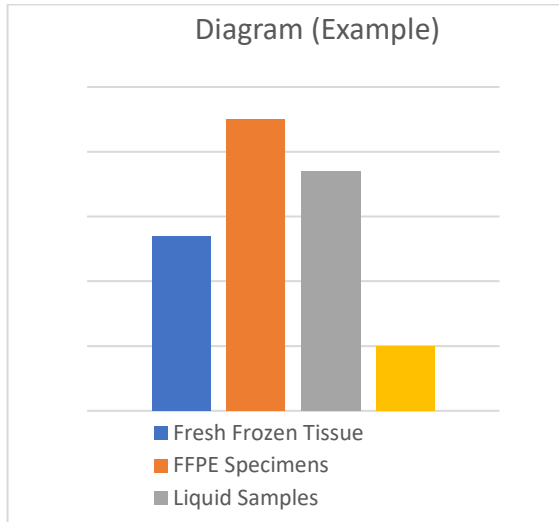
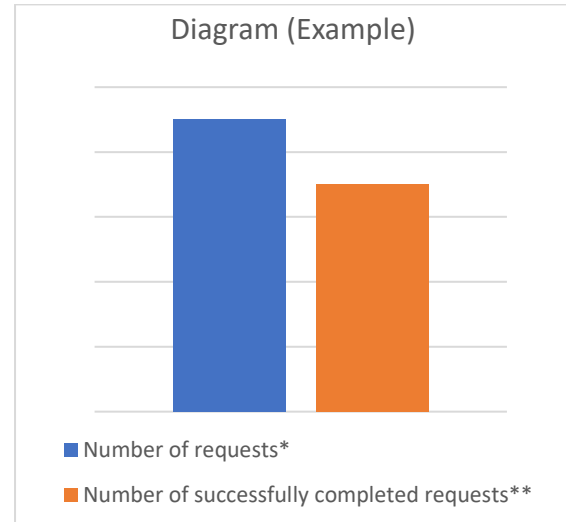


Figure II.D.3.2

Oncology-related requests to the biobank in 2022



*Only patients who were treated for a principal diagnosis of cancer can be counted. Do not include any patient more than once, unless he/she has been treated for more than one malignancy.

**Reference date: December 31, 2022.

*Irrespective of the kind of biomaterial

**Include here only requests which were approved and which led to a supply of biomaterial.

Optional explanations are possible in Section III. If you take advantage of this, please refer in the slide(s) to Section III (chapter, page No.).

E. Access to Innovation (Molecular Diagnostics/Precision Medicine/Immunotherapy/Early Clinical Trials)

E.1 Innovative Diagnostics and Clinical Therapy Programs

Please provide information on:

- Current portfolio of innovative diagnostic and clinical therapy programs and the crucial multidisciplinary structures (e.g. Molecular Tumor Board/MTB). Also present concisely which technologies/technology platforms for molecular diagnostics are used at your center (e.g. panel sequencing, whole exome sequencing etc.).
- Translational immunotherapy program at your CCC. In this context, also show the diagnostic platforms for immunotherapy.
- Information on patient numbers by using the following table:

Table II.E.1:

Number of Patients in Precision Medicine/Immunotherapy-Programs in 2022	
	Number of Patients
Molecular diagnostics ¹	
Discussion in MTB(s) ²	
Treatment according to MTB recommendations	
Treatment within clinical trials based on MTB recommendations	
Treatment in a translational immunotherapy program	
CAR T-cell therapy	

¹Differentiate regarding the technologies used, e.g. Panel Sequencing, Whole Exome Sequencing.

²Please indicate here, which patients were discussed in the MTB, taking into account that not all patients with molecular aberrations and their potential therapeutic consequences are exclusively discussed in a MTB but also in organ tumor boards. Do not include any patient more than once unless he/she has been treated for more than one malignancy in 2022. When molecular aberrations have been discussed in entity-specific tumor boards, patients may also be counted.

Optional explanations are possible in Section III. If you take advantage of this, please refer in the slide(s) to Section III (chapter, page No.).

E.2 Early Clinical Trials

Please provide the following information:

- Summary of your early clinical trials activity ('first-in-man') by using the following table:

Table II.E.2.1:

Early Clinical Trials Activity				
	Number of early clinical trials open for patient enrolment in 2022		Number of patients newly enrolled in 2022*	
	Investigator Initiated	Industry Initiated	Investigator Initiated	Industry Initiated
Phase I, I/II**				
Thereof PI at the Center				

*Number of patients newly enrolled in 2022. A patient is considered to be newly enrolled in 2022, if he/she has signed the informed consent in 2022 and has actively participated in the trial. He/She may appear only once per trial protocol. A patient may appear more than once if he/she was on more than one trial protocol.

For explanations, see footnotes to Table II.F as well as **Enclosure 3.

- Development of the numbers of phase I, I/II-trials and of patient enrolment:

Figure II.E.2.2 Development of numbers of phase I, I/II-trials open for patient enrolment in the respective year (2019-2022)

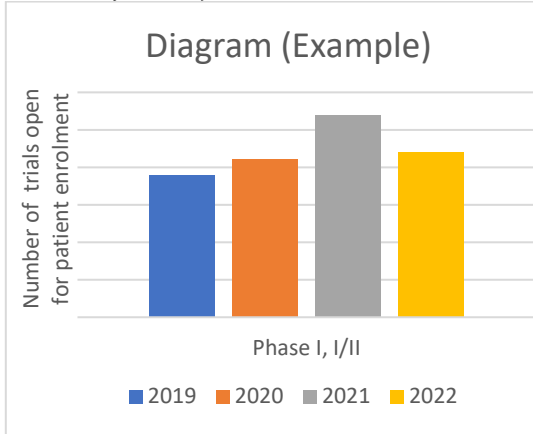
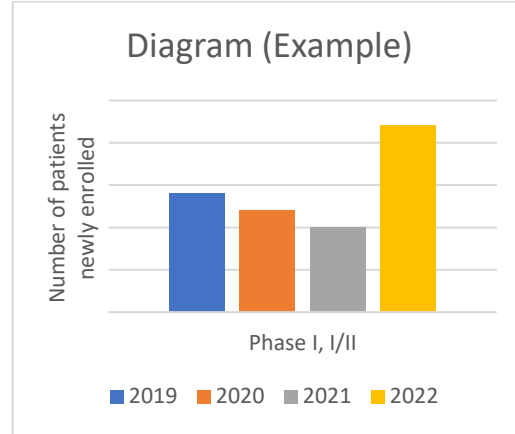


Figure II.E.2.3 Development of patient enrolment in phase I, I/II-trials from 2019-2022



Optional explanations are possible in Section III. If you take advantage of this, please refer in the slide(s) to Section III (chapter, page No.).

F. Clinical Trials Activity

Please provide information on the number of clinical trials and patient enrolment by using the following table:

Table II.F:

Number of Clinical Trials and Patient Enrolment					
	Number of open cancer trials ¹ in 2022		Number of Patients newly enrolled in cancer trials in 2022 ²		% of cancer patients newly enrolled in 2022 ³
	Investigator Initiated	Industry Initiated	Investigator Initiated	Industry Initiated	
<i>Medicinal Product Trials:</i>					
Phase I, I/II					
Phase II					
Phase III					
Phase IV					
<i>'Non-Medicinal Product Trials':</i>					
Surgery, Radiotherapy, Interventional Radiology, Nuclear Medicine					
Medical Devices					
Biomarker trials with direct therapeutic intention					
Supportive Care					
Screening/Diagnostic/Early Detection/Prevention					
Epidemiologic/Observational/Outcome/Observational Biomarker					

¹In case a trial fits in more than one category, it must only be counted once.

²A patient is considered to be newly enrolled in 2022, if he/she has signed the informed consent in 2022 and has actively participated in the trial. A patient may appear more than once if he/she was on more than one trial protocol. Please note, that numbers shown under 'Non-Medicinal Product Trials' may also include healthy volunteers e.g. in case of prevention or screening trials.

³Percentage of cancer patients newly enrolled in 2022 in relation to the total number of newly diagnosed cancer patients in 2022 (for definition of 'newly diagnosed cancer patients' see footnote to Table II.A.2.2).

Categories of Trials:

Medicinal Products ('AMG'):

- **Phase I, I/II:** Clinical trials on medicinal products for human use according to EU-regulation 536/2014, phase I and I/II. Interventional and minimal-interventional clinical trials can be included.
- **Phase II:** Clinical trials on medicinal products for human use according to EU-regulation 536/2014, phase II (including Phase II/III trials). Interventional and minimal-interventional clinical trials can be included.

- **Phase III:** Clinical trials on medicinal products for human use according to EU-regulation 536/2014, phase III (including Phase III/IV trials). Interventional and minimal-interventional clinical trials can be included.
 - **Phase IV:** Clinical trials according to EU-regulation 536/2014, phase IV (including non-interventional and clinical studies).
- 'Non-Medicinal Product Trials':
- Clinical trials (including studies, evaluations, investigations) within **surgery, radio-oncology, nuclear medicine, interventional radiology** etc. (not supportive care).
 - Clinical investigations and evaluations according to EU-regulation 745/2017 on **medical devices** (MDR).
 - Prospective trials of **complex biomarker analysis with intent to treat**, (i.e. based on biomarker presence which is tested in direct association to the respective therapeutic trial(s), the enrolment of potentially eligible patients is pre-planned). Trials to be counted require a vote of the responsible ethics committee as well as informed consents of the enrolled patients. Note: Biomarker trials being integral part of a therapeutic study protocol but with a separate informed consent may also be counted. The patients for both parts of the trial can be counted separately in the respective trial categories.
 - **Supportive Care Trials:** Clinical trials intended to treat side effects or complications as well as to improve the comfort and quality of life for the patient using drugs, sports, nutritional, dietary, behavioral psycho-oncological or other interventions.
 - **Screening, Diagnostic, Early Detection, Prevention Trials:**
 - Clinical trials directly testing the efficacy of devices, techniques, procedures; or tests for earlier or more accurate detection or diagnosis of disease, including trials on in vitro diagnostic medical devices (IVDR) according to EU-regulation 746/2017
 - Clinical trials for the modulation of cancer risk and inhibition of cancer progression using chemoprevention drugs, nutritional, dietary, behavioral, or other interventions.
 - **Epidemiologic/Outcome Trials, Observational Trials (including Observational Biomarker Trials):**
 - Studies among cancer patients and healthy populations that involve no intervention or alteration in the status of the participants, e.g., surveillance, risk assessment, outcome, environmental, and behavioral studies.
 - 'Patient-Reported Outcome' studies.
 - Prospective studies which aim at the correlation of markers (from patient samples, imaging) with the prognosis of disease or at the impact of markers for pathogenesis (retrospective investigation of pathological material is excluded).

For determining the difference between investigator-initiated and industry-initiated trials see **Enclosure 3**.

Please note that only prospective studies with a scientific research question (defined study end point) - which require a vote of the responsible ethics committee - are accepted (e.g. marketing trials may not be counted).

Further explanation: To be counted as a prospective trial/study, the relevant data regarding the study end point has to be collected prospectively. A vote of the responsible ethics committee for the specific planned investigations must exist. The vote has to be issued after the formulation of the study protocol / patient information but before recruitment of patients or collection of data or biomaterial. If the analysis of biomaterial is part of the trial or is performed in the context of the trial, the study can be counted as prospective.

Please provide the URL or QR-Code for your Trials Registry.

In Section III.F a table on patient enrolment per tumor entities (Table III.F) is requested. Please refer in the slide(s) to this Section (incl. page number). Optional explanations are also possible in Section III. If you take advantage of this, please refer in the slide(s) to Section III (chapter, page No.).

G. Clinical Trials Infrastructure

Please provide the following information:

- Structure of your clinical trials office dedicated to cancer.
- List the services, the (cancer) clinical trials office offers (e.g. protocol development support, centralized collection and dissemination of protocols to cancer center investigators, registration of patients onto approved protocols, monitoring of patient eligibility, data monitoring during protocol treatment, assistance in data analysis [biometrics/statistics], adverse event reporting).
- Present the mechanism to close poorly recruiting trials.
- In case of a CCC Consortium, please address how the clinical trials infrastructures of the individual consortium partners are linked and how information about open trials is made available to each partner site.
- Present information on the early clinical trials unit (ECTU) by using the following table:

Table II.G

Early Clinical Trials Unit					
CCC Site*	ECTU**		Number of beds/ treatment chairs	Number of Employees (VTE) dedicated to the ECTU (differentiate in physicians, study nurses, others) in 2022	Number of Cancer Patients treated in the ECTU in 2022
	Dedicated ECTU for Oncology	Special beds in regular wards			

*In case of a CCC Consortium

**Yes/No

Optional explanations are possible in Section III. If you take advantage of this, please refer in the slide(s) to Section III (chapter, page No.).

H. Regional Network/Outreach Activities

H.1 Outreach to Local Hospitals and Physicians

Please provide the following information:

- Present the measures the center takes to promote innovative developments in your regional network.
- Overview of existing stable cooperations/collaborations/partnerships of the cancer center with local and regional hospitals, office-based oncologists and general practitioners by using the following table:

Table II.H.1

Categories of Cooperation in the Regional Network	
	Number of cooperation partners ¹
Shared SOPs	
Consultations/second opinion	
Tumor Boards ²	
Staff with shared affiliation	
Joint clinical trials activities ³	
Tumor documentation ⁴	

¹Only cooperation partners who are providers of medical services (e.g. hospitals, physicians in private practice) in the regional network and with whom a formal cooperation agreement is in place.

²Types of cooperation (examples): joint Tumor Boards; external patients are discussed in the CCC's Tumor Boards; experts of the CCC participate in Tumor Boards of regional partners.

³For types of cooperation: see Chapter II.H.2.

⁴Types of cooperation (examples): joint clinical cancer registry/tumor documentation with regional partners; reporting of patient numbers/treatment data of regional partners to the CCC; use of the same tumor documentation system; cooperation regarding quality management of documentation/sharing documentation standards.

- Provide a map of your regional network showing your (most important) cooperation partners and assign the respective categories of cooperation (see above).

Optional explanations are possible in Section III. If you take advantage of this, please refer in the slide(s) to Section III (chapter, page No.).

H.2 Regional Network for Cancer Trials

A regional trials network should encompass agreements for conducting joint trial activities, especially concerning patient recruitment and a publicly available cancer trials registry with patient-oriented search options. Such a registry should list all cancer trials in the regional network(s) of a CCC open for patient recruitment at any one time in order to ensure that up-to-date information is available for each patient.

Please provide the following information:

- Concise presentation of the measures used to ensure that each patient in the regional network(s) has access to suitable clinical trial options.
- Present a map showing the regional partners within the clinical trial network(s). This map should also indicate which categories of cooperation in the field of clinical trials are applicable for the respective partners, e.g.:
 - Joint patient recruitment policy
 - Agreements regarding joint/complementary trials and/or referrals for patient enrolment
 - Joint trials registry (open trials in the network)
 - Is patient recruitment of the regional partners reported to the CCC?
 - Services of the CCC (GCP training, flying study nurses etc.)
- Optional: If the respective data are available, please provide trial and enrolment numbers in the regional network by using the following table:

Table II.H.2.1

Cancer Trials in the regional network of the CCC (in 2022)			
Types of Prospective Trials ¹	Number of open trials in 2022 in the regional trials network(s) of the CCC ²	Number of cancer patients newly enrolled by the CCC in 2022 ^{3,5}	Number of cancer patients newly enrolled by network partners in 2022 ^{3,4,5}
Phase I-III			
Surgery, Radiotherapy, Interventional Radiology, Nuclear Medicine, Medical Devices			
All other prospective cancer trials			

¹For explanations, see footnotes to Table II.F

²List only trials which were open for patient recruitment in 2022 in your regional network(s) as presented in the map under H.2. When trials or trial-related procedures/treatments take place at more than one location, the trial must only be counted once.

³Patients treated within a trial that is conducted at the CCC as well as at regional partners must only be counted once.

⁴Trial-related procedures/treatments take place at the collaborating partner hospital/practice.

⁵Please note that numbers shown in column 2 and 3 are not restricted to patients but may also include healthy volunteers (e.g. in case of prevention or screening trials).

- Please present the development of trials activity in your regional network(s) from 2019 to 2022.

Optional explanations are possible in Section III. If you take advantage of this, please refer in the slide(s) to Section III (chapter, page No.).

I. Community Outreach

A Comprehensive Cancer Center must define the community or region that it serves and maintain productive outreach efforts like programs on promoting cancer prevention and early detection, on preventing cancer through community education or on encouraging behaviors that foster healthier lifestyles.

Please provide clearly arranged information on your community outreach programs including numbers of participants.

Optional explanations are possible in Section III. If you take advantage of this, please refer in the slide(s) to Section III (chapter, page No.).

J. Multidisciplinary Care

J.1 Multidisciplinary Structures

Multidisciplinary care for all cancer patients from diagnosis through to palliative care is one of the key principles of a Comprehensive Cancer Center. The aim is to ensure a multidisciplinary team approach to prospective treatment and care planning that is aligned with best-practice and evidence-based care as elaborated in the national (S3) guidelines and their corresponding local standard operating procedures. For entities where no (S3) guidelines exist, implementation of appropriate evidence-based standard operating procedures is expected. The requirements for tumor boards as expressed within the 'National Cancer Certification Program' ('Erhebungsbogen für Onkologische Spitzenzentren und Onkologische Zentren' and 'Definition der Schwerpunkte Onkologischer Zentren') must be fulfilled.

Furthermore, a CCC is expected to provide a considerable portfolio of activities/structures in the area of multidisciplinary care which goes beyond the requirements for the certification as an Oncology Center (e.g. best-practice and evidence-based diagnosis and treatment of rare tumors and complex oncological diseases respectively, specialized consultations and specialized tumor boards, etc.)

Please provide the following information:

- Organogram/flowchart to show the current multidisciplinary structures of your CCC. Thereby you should make clear, how it is ensured, that patients with specific tumor entities not covered by the certification(s) of your center (in the context of the National Cancer Certification Program) have access to best-practice and evidence-based care and are being adequately discussed in tumor boards. Please include also information about the number of FTE positions of patient managers/patient navigators ('Lotsen') which support your cancer patients during diagnostics, treatment and after-care.

- Information on the tumor boards at your center by using the following table:

Table II.J.1

Tumor Boards		
Name of Tumor Board/ Scope	Frequency of meeting	Total Number of Tumor Board Recommendations in 2022*

*Provide the total number of Tumor Board (TB) recommendations in 2022 (a patient can appear more than once, if he/she had more than one TB discussion and received more than one recommendation).

- Information on the mechanism in your tumor boards identifying eligible patients for clinical trials.

Optional explanations are possible in Section III. If you take advantage of this, please refer in the slide(s) to Section III (chapter, page No.).

J.2 Central Building/Entry Portal

Please provide the following information:

- Plan of the hospital/university campus indicating the building(s) in which core activities of the cancer center are conducted.
- If there is no central building and/or no central entry portal: Are there plans to establish these structures? Give brief information on how the center concentrates its core activities.

Optional explanations are possible in Section III. If you take advantage of this, please refer in the slide(s) to Section III (chapter, page No.).

K. Tumor Documentation/Clinical Cancer Registry and Information Technology

A CCC must have state-of-the-art information technology (IT) structures which support the whole spectrum of the center's activities from quality controlled multidisciplinary care to research by providing:

- clinical information system
- electronic medical patient-records
- local clinical cancer registry
- trials registry/access to information about clinical trials/study management
- tumor board documentation system
- electronic clinical pathways/care plans
- biobank IT system
- quality assurance/controlling
- data warehouse

Please provide graphical presentations/flow charts addressing the following points:

- How are these systems interlinked with each other and linked to the hospital information system?
- How are the cooperating partners within the regional network linked to your IT systems?
- In case of a CCC Consortium, please also refer on how the individual partner sites are interconnected regarding their IT systems.
- How does your center ensure interoperability with national initiatives/data networks (e.g. MII, DKTK, DNPM, nNGM), especially with regard to consent management, use/access regulations, data integration centers, CCP bridgehead infrastructure and pseudonymization.

In Section III.K, information on supporting/facilitating research by the center's IT structure is requested. Please refer in the slide(s) to this Section (incl. page number).

Optional explanations are also possible in Section III. If you take advantage of this, please refer in the slide(s) to Section III (chapter, page No.).

L. Palliative Care

The criteria for palliative care requested within the 'National Cancer Certification Program' ('Erhebungsbogen für Onkologische Spitzenzentren und Onkologische Zentren') must be fulfilled. The implementation of the guideline for palliative medicine of the German Guideline Program in Oncology ('S3-Leitlinie Palliativmedizin für Patienten mit einer nicht heilbaren Krebserkrankung') as well as of the 'Best Practice in Palliative Care' as worked out by the German CCC Network (**Enclosure 4**) is expected.

A CCC is expected to provide further programs/activities in the area of palliative care/medicine which go beyond the requirements for the certification as an Oncology Center (e.g. professorship for palliative medicine, research projects, innovative concepts in palliative care). In particular, a separate, closed-off palliative care unit at the Comprehensive Cancer Center (in case of a CCC consortium, at each site) must be in place and specialized palliative home care ('SAPV') for the patients must be ensured.

Please provide the following information:

- Table II.L

Palliative Care Structures at the Comprehensive Cancer Center					
	Yes/No	Number of Beds*	Personnel, FTE (physicians, nurses, others)	Number of patients treated in 2022	Number of cancer patients treated in 2022
Palliative Care Unit					
Multiprofessional Palliative Care Service**					
Palliative Outpatient Care Clinic **					
Specialized Palliative Home Care (SAPV)**					
Professorship/Chair for Palliative Medicine					

*Exclusively for patients with a need for palliative care

** As defined in **Enclosure 4**

- Clearly arranged information on your research activities and innovative concepts in palliative care/medicine.

Optional explanations are possible in Section III. If you take advantage of this, please refer in the slide(s) to Section III (chapter, page No.).

M. Psychosocial Care/Self-Help Groups

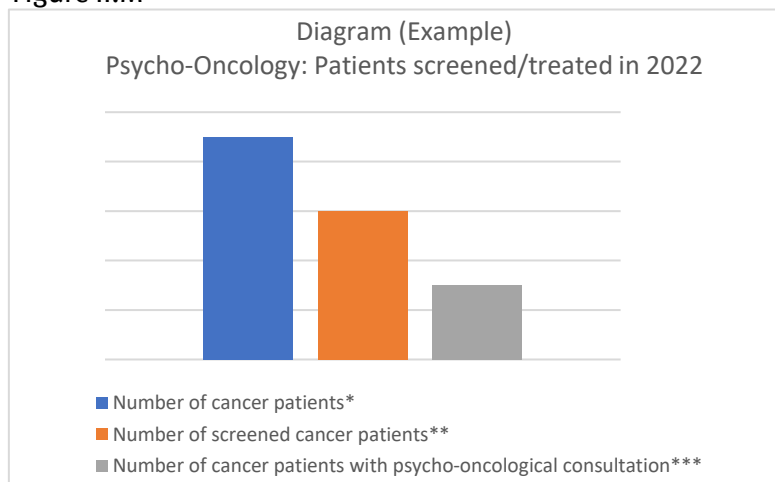
The criteria for supportive care requested within the 'National Cancer Certification Program' ('Erhebungsbogen für Onkologische Spitzenzentren und Onkologische Zentren', Section 1.4-1.6), must be fulfilled. The implementation of the guideline for psycho-oncology of the German Guideline Program in Oncology ('S3-Leitlinie Psychoonkologische Diagnostik, Beratung und Behandlung von erwachsenen Krebspatient*innen') as well as of the 'Best Practice for psycho-oncological Screening in Comprehensive Cancer Centers' as worked out by the German CCC Network (**Enclosure 5**) is expected.

Furthermore, a CCC is expected to provide programs/activities in the area of psychosocial oncology which go beyond the requirements for the certification as an Oncology Center (e.g. research projects, survivorship programs, innovative psycho-oncological concepts).

Wherever available, the support by patient organizations and self-help groups must be implemented in patient care. Information about possible support from self-help groups must be made available to each patient immediately after a cancer diagnosis. This should be included in SOPs and accordingly implemented in patient care.

Please provide the following information:

- Figure II.M



* Total newly diagnosed + patients with recurrence and metastasis (Total from Table II.A.2.2)

** Number of patients screened for psychological distress

*** Number of cancer patients who had at least one consultation with a psycho-oncologist (minimum 25 min.)

- Clearly arranged information on structure and activities in psycho-oncology (personnel FTE, research projects, survivorship programs, innovative psycho-oncological concepts).
- Clearly arranged information on social support/reintegration services of your center that go beyond the requirements of the certification as an Oncology Center.
- Graphical presentation how patient organizations and self-help groups are integrated/supported at your center.

Optional explanations are possible in Section III. If you take advantage of this, please refer in the slide(s) to Section III (chapter, page No.).

N. Patient Engagement/Involvement

Structured patient participation is an important feature of a Comprehensive Cancer Center. Patient representatives have to be involved in boards/committees responsible for the conceptual design and assessment of patient care. In addition, the implementation of a patient advisory board is recommended.

Please provide a graphical presentation how patient involvement is already implemented or is planned to be implemented at your center.

Optional explanations are possible in Section III. If you take advantage of this, please refer in the slide(s) to Section III (chapter, page No.).

O. Training Programs

A CCC is expected to have activities/programs for multidisciplinary training of physicians, physician scientists, scientists, nurses and related professions of the cancer center as well as for staff of the regional network.

Please provide information on the Center's training programs by using the following table:

Table II.O

Training program*	Number of successful participants of the CCC in 2022	Number of successful participants of regional partners in 2022
Examples: Programs for MD, PhD, physicians, undergraduate, nursing, etc.		
...		

*Please list only programs where the cancer center is involved. Do not refer to 'standard' or 'routine' education/training. In case of a CCC-consortium please highlight joint programs.

Optional explanations are possible in Section III. If you take advantage of this, please refer in the slide(s) to Section III (chapter, page No.).

Section III.: Further Information

For selected funding criteria you are requested to present in this section a few pre-defined Tables/Figures. Additionally, you have the opportunity here to present further in-depth information of the data presented in the central slide set (Section II). In each case, please refer to the corresponding slide.

Wherever possible, use tables, lists or figures, charts or diagrams and avoid extensive prose text.

A. Basic Information/Size of the Center

A.1 Catchment Area

Additional explanations/information can be given (optional).

A.2 Size of the Center / Patient Numbers

Table III.A.2:

Number of Patients in 2022 per anatomic cancer site (detailed list of anatomic cancer sites according to the 'National Cancer Certification Program')		
	Newly diagnosed ¹	Newly diagnosed + patients with recurrence and metastasis ²
<i>Tumor Entities covered by a certification within the 'National Cancer Certification Program'³</i>		
Colon		
Anal Cancer		
Pancreas		
Gastric		
Liver LCC		
Oesophagus		
Other gastrointestinal tumors (bile ducts, neuroendocrine tumors of the gastrointestinal tract, tumors of the small intestine)		
Endocrine malignancies (incl. thyroid, adrenal gland, paraganglia, pituitary gland, parathyroid, neuroendocrine tumors)		
Haematological systemic disease:		
Leukemias		
Lymphomas		
Multiple Myeloma		
Others		
Breast		
Gynaecological tumors (cervix, uterus, ovaries incl. BOT, vulva, vaginal tumors, STIC)		
Skin (invasive malignant melanoma)		
Prostate		
Penis		

Testicles		
Kidney		
Urinary bladder		
Soft tissue sarcoma (incl. GIST)		
Head/neck tumors (upper aerodigestive tract, oral cavity, throat, larynx, salivary glands)		
Neuro-oncological tumors		
Lung		
Mesothelioma		
Pediatric Tumors (Patients < 18 y.)		
<i>Tumor Entities not covered by a certification within the 'National Cancer Certification Program'⁴</i>		
Entity Y (optional)		
Others		
TOTAL		

¹Newly diagnosed: Patients with initial diagnosis treated at the center. Please list here the 'Primary Cases' according to the definition as in 'National Cancer Certification Program'.

²Newly diagnosed + patients with recurrence and metastasis. Please list here the 'Centre Cases' according to the definition as in 'National Cancer Certification Program' (primary cases + patients with (locoregional) recurrence + patients with secondary distant metastasis). In contrast to the National Cancer Certification Program 'Centre Cases' can also be listed for Hematological systemic disease.

³Encompasses all entities, that may be certifiable within the 'National Cancer Certification Program' independent of whether a center is certified for all of these possible entities.

⁴Tumor Entities not covered by a certification within the 'National Cancer Certification Program': Please show here (rare) tumor entities for which your cancer center has specific competence which are not certifiable within the 'National Cancer Certification Program'.

Additional explanations/information can be given (optional).

A.3 Fields of Specific Competence in Oncology

Additional explanations/information can be given (optional).

A.4 Participation in national or CCC-Network wide Initiatives

Additional explanations/information can be given (optional).

A.5 Local Funding of the CCC

Additional explanations/information can be given (optional).

A.6 Third-Party Funding

Additional explanations/information can be given (optional).

B. Leadership and Organizational Structure

B.1 Cancer Center Director and Deputy Director(s)

Please provide CV(s) with photo, research focus, and the most important publications (max. 10) of the Cancer Center Director and the Deputy Director(s).

Additional explanations/information can be given (optional).

B.2 Overview of the Organizational Structure of the Cancer Center

If your center is part of initiatives with comparable or similar goals in the fields of translational/clinical research like the extended National Center for Tumor Diseases (NCT) and/or the German Cancer Consortium (DKTK): how does your CCC integrate such activities?

Additional explanations/information can be given (optional).

C. Research Activity/Translational Oncology

Table III.C

List of the most relevant peer-reviewed oncology-related publications from the last 5 years			
Nr.	Citation	Current Impact Factor	Field/Category of Research
Research Program 1: Title			
1.	First author (et al.), year, journal, volume, page		e.g. Basic Research
2.			e.g. Clinical Translation, Therapeutic Intervention
3.			e.g. Outcomes Research, Follow up
...			
Research Program 2: Title			
...			
Research Program X: Title			
...			

List the most relevant peer-reviewed oncology-related publications from the last 5 years resulting from the most important research programs of the cancer center (**altogether max. 25; max. 35 for CCC Consortia**). Please cite in chronological order (recent first). Only published or accepted manuscripts may be cited within the list; manuscripts at any other stage (e.g. planned, submitted, under revision, conditionally accepted, forthcoming, etc.) will not be acknowledged. In case of a CCC Consortium, please **highlight joint publications** of consortium partners.

Additional explanations/information can be given (optional).

D. Research Infrastructure

D.1 Structures promoting interdisciplinary/translational research activities

Additional explanations/information can be given (optional).

D.2 Innovative Technology Platforms

Additional explanations/information can be given (optional).

D.3 Tumor-/biobank(s)

In case of a CCC Consortium, please describe briefly (graphically) the interconnection of the biobanks between the individual CCC partner sites, particularly by means of IT technology. Also, make clear how accessibility of samples between the partner sites is guaranteed.

Additional explanations/information can be given (optional).

E. Access to Innovation (Molecular Diagnostics/Precision Medicine/Immunotherapy/Early Clinical Trials)

E.1 Innovative Diagnostics and Clinical Therapy Programs

Additional explanations/information can be given (optional).

E.2 Early Clinical Trials

Additional explanations/information can be given (optional).

F. Clinical Trials Activity

Table III.F

Number of cancer patients newly enrolled ¹ in prospective clinical cancer trials (in 2022) per anatomic cancer sites										
Tumor Entity/ Anatomic Cancer Site	Medicinal Product Trials				Non-Medicinal Product Trials					
	Phase I, I/II	Phase II	Phase III	Phase IV	Surgery, Radiotherapy, Interventional Radiology, Nuclear Medicine	Medical Devices	Biomarker trials with direct therapeutic intention	Supportive Care	Screening/ Diagnostic/ Early Detection/ Prevention	Epidemiologic/ Observational/ Outcome/ Observational Biomarker
<i>Tumor Entities covered by a certification within the 'National Cancer Certification Program'^{1,2}</i>										
Colon										
Anal Cancer										
Pancreas										
Gastric										
Liver LCC										
Oesophagus										
Other gastrointestinal tumors (bile ducts, neuroendocrine tumors of the gastrointestinal tract, tumors of the small intestine)										
Endocrine malignancies (incl. thyroid, adrenal gland, paraganglia, pituitary gland, parathyroid, neuroendocrine tumors)										
<i>Haematological systemic disease</i>										
Leukemias										
Lymphomas										
Multiple Myeloma										
Others										
Breast										
Gynaecological tumors (cervix, uterus, ovaries incl. BOT, vulva, vaginal tumors, STIC)										
Skin (invasive malignant melanoma)										

Prostate										
Penis										
Testicles										
Kidney										
Urinary bladder										
Soft tissue sarcoma (incl. GIST)										
Head/neck tumors (upper aerodigestive tract, oral cavity, throat, larynx, salivary glands)										
Neuro-oncological tumors										
Lung										
Mesothelioma										
Pediatric Tumors (Patients < 18 y.)										
<i>Tumor Entities not covered by a certification within the 'National Cancer Certification Program'^{1,3}</i>										
Multiple Entities										
Others: Entity I Entity II ...										
TOTAL										

¹A patient is considered to be newly enrolled in 2022, if he/she has signed the informed consent in 2022 and has actively participated in the trial. A patient can only be counted once, unless he/she was on more than one trial protocol. Please note, that numbers shown under 'Non-Medicinal Product Trials' may also include healthy volunteers e.g. in case of prevention or screening trials.

²Encompasses all entities, that may be certifiable within the 'National Cancer Certification Program' independent of whether a center is certified for all of these possible entities.

³Tumor Entities not covered by a certification within the 'National Cancer Certification Program': Please show here (rare) tumor entities for which your cancer center has specific competence which are not certifiable within the 'National Cancer Certification Program'.

Categories of Trials:

Medicinal Products ('AMG'):

- **Phase I, I/II:** Clinical trials on medicinal products for human use according to EU-regulation 536/2014, phase I and I/II. Interventional and minimal-interventional clinical trials can be included.
- **Phase II:** Clinical trials on medicinal products for human use according to EU-regulation 536/2014, phase II (including Phase II/III trials). Interventional and minimal-interventional clinical trials can be included.
- **Phase III:** Clinical trials on medicinal products for human use according to EU-regulation 536/2014, phase III (including Phase III/IV trials). Interventional and minimal-interventional clinical trials can be included.
- **Phase IV:** Clinical trials according to EU-regulation 536/2014, phase IV (including non-interventional and clinical studies).

'Non-Medicinal Product Trials':

- Clinical trials (including studies, evaluations, investigations) within **surgery, radio-oncology, nuclear medicine, interventional radiology** etc. (not supportive care).
- Clinical investigations and evaluations according to EU-regulation 745/2017 on **medical devices** (MDR).

- Prospective trials of **complex biomarker analysis with intent to treat**, (i.e. based on biomarker presence which is tested in direct association to the respective therapeutic trial(s), the enrolment of potentially eligible patients is pre-planned). Trials to be counted require a vote of the responsible ethics committee as well as informed consents of the enrolled patients. Note: Biomarker trials being integral part of a therapeutic study protocol but with a separate informed consent may also be counted. The patients for both parts of the trial can be counted separately in the respective trial categories.
- **Supportive Care Trials:** Clinical trials intended to treat side effects or complications as well as to improve the comfort and quality of life for the patient using drugs, sports, nutritional, dietary, behavioral psycho-oncological or other interventions.
- **Screening, Diagnostic, Early Detection, Prevention Trials:**
 - Clinical trials directly testing the efficacy of devices, techniques, procedures; or tests for earlier or more accurate detection or diagnosis of disease, including trials on in vitro diagnostic medical devices (IVDR) according to EU-regulation 746/2017
 - Clinical trials for the modulation of cancer risk and inhibition of cancer progression using chemoprevention drugs, nutritional, dietary, behavioral, or other interventions.
- **Epidemiologic/Outcome Trials, Observational Trials (including Observational Biomarker Trials):**
 - Studies among cancer patients and healthy populations that involve no intervention or alteration in the status of the participants, e.g., surveillance, risk assessment, outcome, environmental, and behavioral studies.
 - 'Patient-Reported Outcome' studies.
 - Prospective studies which aim at the correlation of markers (from patient samples, imaging) with the prognosis of disease or at the impact of markers for pathogenesis (retrospective investigation of pathological material is excluded).

Please note that only prospective studies with a scientific research question (defined study end point) - which require a vote of the responsible ethics committee - are accepted (e.g. marketing trials may not be counted).

Further explanation: To be counted as a prospective trial/study, the relevant data regarding the study end point has to be collected prospectively. A vote of the responsible ethics committee for the specific planned investigations must exist. The vote has to be issued after the formulation of the study protocol / patient information but before recruitment of patients or collection of data or biomaterial. If the analysis of biomaterial is part of the trial or is performed in the context of the trial, the study can be counted as prospective.

Additional explanations/information can be given (optional).

G. Clinical Trials Infrastructure

Additional explanations/information can be given (optional).

H. Regional Network/Outreach Activities

H.1 Outreach to Local Hospitals and Physicians

Additional explanations/information can be given (optional).

H.2 Regional Network for Cancer Trials

Additional explanations/information can be given (optional).

I. Community Service and Education

Additional explanations/information can be given (optional).

J. Multidisciplinary Care

J.1 Multidisciplinary Care

Additional explanations/information can be given (optional).

J.2 Central Building/Entry Portal

Additional explanations/information can be given (optional).

K. Tumor Documentation/Clinical Cancer Registry and Information Technology

Please provide information on supporting/facilitating research by the center's IT structures.

Additional explanations/information can be given (optional).

L. Palliative Care

Additional explanations/information can be given (optional).

M. Psychosocial Care/Self-Help Groups

Additional explanations/information can be given (optional).

N. Patient Engagement/Involvement

Additional explanations/information can be given (optional).

O. Training Programs

Additional explanations/information can be given (optional).

Section IV.: Formal Documents

This section will be checked by the Offices of the Deutsche Krebshilfe and will not be forwarded to the reviewers. Therefore, please provide a separate file containing the following documents.

1. Requested Funding

Provide the table from Section I.3 together with a budget narrative which explains the reason for each requested budget item. All requested items must be thoroughly justified and clearly related to the goals/objectives of the program.

2. Oncology Center Certificate

Copy of your current Oncology Center Certificate (in case of a CCC Consortium, please provide the certificate for each CCC site)

3. Bylaws

Bylaws, e.g. specifying responsibilities/authorities of the Cancer Center Director, clarifying reporting structures, etc.

4. Statements of Support

Statements of support by department and institute directors participating in the Cancer Center.

5. Declaration

Please disclose if you have already submitted the same or a similar request for funding to other institutions, providing an explanation. If this is not the case, then the following statement must be made:

'The same or a similar request for funding has not been submitted to any other addressee. If any such proposal should be submitted, the Deutsche Krebshilfe will be informed immediately'.

6. Data Privacy Statement

Please add the signed Data Privacy Statement (**Enclosure 6**: 'Hinweise zur Verarbeitung Ihrer personenbezogenen Daten').

7. Miscellaneous

Here you can provide further documents, if applicable.

Final Note:

A submission of application to the Deutsche Krebshilfe does not constitute a legal claim to funding. Furthermore, the applicant has no right to claim the return of the application.

With the submission of a signed application, the applicants agree that the Deutsche Krebshilfe may obtain access to the audit reports from the certifications of the Oncology Centers as well as the corresponding Organ Centers, Modules, and Foci for the purpose of our own random assessment.

Enclosure 1

Counting of Patients in Surgical Oncology on the Basis of OPS Codes

Surgical Therapy	OPS Codes
Neuro-oncological Surgery	5-012.7...5-012.8; 5-014...5-018; 5-035; 5-041
Endocrine Surgery	5-06...5-07
Ophthalmologic resections	5-081; 5-082; 5-085; 5-091; 5-112; 5-135; 5-155; 5-158...5-159; 5-162...5-164; 5-168.1
Head and neck surgery	5-081...5-082; 5-091; 5-181...5-182; 5-203; 5-205; 5-208; 5-212...5-213; 5-221...5-224; 5-242.2; 5-250...5-252; 5-261...5-262; 5-272...5-273; 5-277...5-278; 5-281...5-282; 5-284; 5-292; 5-295...5-296; 5-300...5-303; 5-314; 5-403; 5-770...5-772;
Thoracic surgery	5-320...5-329; 5-342...5-345; 5-347.3; 5-372...5-373
Visceral Surgery	5-422...5-426; 5-433...5-443; 5-451...5-452; 5-454...5-456; 5-470; 5-482; 5-484...5-485; 5-492; 5-501...5-502; 5-504; 5-511.3; 5-515.1...5-515.2; 5-518.3...5-518.5; 5-521; 5-524...5-525; 5-542; 5-543; 5-547; 5-549.2
Urologic surgery	5-552; 5-553...5-554; 5-563; 5-573...5-576; 5-582...5-583; 5-590.5; 5-591.1; 5-601...5-605; 5-612; 5-621...5-622; 5-633; 5-641...5-642
Breast and gynecological surgery	5-651; 5-652; 5-653; 5-661; 5-665; 5-671; 5-672...5-673; 5-681...5-688; 5-692; 5-702; 5-714...5-715; 5-870...5-877
Tumor orthopedics	5-782; 5-829.c; 5-832; 5-852; 5-862...5-865
Dermatological surgery	5-862; 5-864; 5-894; 5-895; 5-915; 5-919
Spleen and bone marrow operations*	5-411; 5-413

Counting is carried out on the basis of patients per calendar year. Patients with at least one of the OPS codes listed above can be counted. Revision operations must not be counted. Only patients may be counted whose surgery was based on an oncological diagnosis. Patients can be counted more than once, if they have been treated for more than one malignancy in 2022.

*Patients undergoing these procedures may be counted in a separate category ('Others').

Enclosure 2

Requirements for a CCC Biobank

Introduction

A biobank, like in any active biomedical research institution, is a mandatory requirement for all CCCs. The biobank should fully support the research needs of the CCC. Whenever possible, an affiliation or collaboration is recommended with the following structures:

- Comprehensive biobank on site
- A comprehensive IT structure on site
- A clinical cancer registry
- Interaction with a Biobank Network (e.g. The German Biobank Alliance (GBA), Biobanking and BioMolecular Resources Research Infrastructure (BBMRI), Biobanking workgroup of the TMF (Technology, Methods, and Infrastructure for Networked Medical Research))

A registration in the National Biobank Registry is obligatory.

Whenever possible and when covered by its regulations, the biobank should be willing to support projects across different sites.

The following requirements have been defined based on the experience with tissue banks. The same high quality standards are intended to prospectively apply for liquid biobanking. A concrete draft of the specific requirements for liquid biobanking will be drawn up at a later date.

Specific Requirements

The following functions must be defined and properly presented in the CCC Biobank:

- **Structure, Regulations, and Administration:**
Structure (organigram), responsibilities, agreed upon regulations and decision-making processes must be clear and transparent. The available resources used for the administrative maintenance (personnel, offices) and relevant procedures (documentation of projects, quality management, appraisals, etc.) must be depicted in relation to their functions.
- **Specimen collection and storage techniques:**
Description of the current conditions and capacity, in particular the following points:
 - How are samples recorded and documented (scanning, databank)?
 - Which storage conditions (-80°C/liquid nitrogen; automation, on-site storage facilities) exist?
 - Is an emergency breakdown plan (alarm system, emergency plans, back-up, etc.) in place?

Proposed future plans: automated sample registration system, protection regulations for the handling of older samples.

- **Biobank-associated technology platforms:**
It must be shown how the histological basic technology (tissue sections and staining technology) is guaranteed. Generally, there should be an organizational separation between the biobank and routine pathology. All technologies/platforms, which exceed the standard techniques, should be represented. The information, as to whether these technologies are provided by the biobank or from another institution/department, should be included in the description.
- **Documentation and structured IT-System:**
The biobank must be linked to or integrated into the relevant clinical IT-System of the CCC. The possibility to adequately link samples and patient data should be existent. A description of the functionality and sustainability of the existing documentation/IT system, which should preferably be an adequate laboratory information management system (LIMS), must be included.
- **ELSI-Concept: (data protection, ethic committee vote, donor information)**
 - Specific regulations for sample use, current donor information, and valid ethic committee recommendations (review procedure, updated?)
 - Current data protection regulations (review procedure; how are these regulations integrated in the overall context of the CCC, the tumor documentation system and the clinical cancer registry? How is genetic data dealt with?)
- **Structural project management: (project management incl. project processing, and tracking)**
 - Mandatory feasibility-check and project consultancy
 - Project decisions
 - Conflict management
 - Documentation
 - Material transfer agreement
 - Documentation of all biobank projects (the biobanks must be able to demonstrate, which research projects they were/are involved in)
- **Structured Quality Management:**
 - Quality assurance measures (SOPs, audits, training, responsibilities, quality assessment measures, etc.) Note: Each individual center can decide whether the Quality Management is responsible for the whole CCC or only for the specific clinic.
 - Concept for project tracing (tracking)
 - External assessments (e.g. DAkkS - Germany's National Accreditation Body,
 - DZGs - German Centers for Health Research, BMBF - The Federal Ministry of Education and Research, joint projects with documentation of results)
- **Sustainability Concept:**
How is the sustainability of the biobank, in regard to organization and financial affairs, guaranteed?

Note that the biobank does not necessarily have to be a part of the CCC. The interaction between the biobank and the CCC must however be adequately managed.

- **Communication Concept:**
Information about the Biobank should be easily accessible for interested researchers. The biobank should be integrated in either the CCC-Homepage or have a separate website, preferably with the possibility of electronically ordering samples.
- **Training Concept:**
Depiction of the training opportunities available to the employees of the biobank.

Equipment/Resources of a CCC Biobank

It must be ensured that the following resources, in adequate quality and quantity, are available at all times:

- Budgets for personnel and resources
- Adequate premises and equipment
- Biobank-associated technology and laboratory facilities (extraction technology is optional)
- Administration
- Adequate IT-System (preferably LIMS)

Enclosure 3

The following explanations help to determine whether a study is an investigator-initiated trial or an industry-initiated trial:

An **investigator-initiated trial** is a clinical trial that has the following characteristics:

- A commercial entity is not acting as the sponsor (Pharmaceutical Act, 'Arzneimittelgesetz/AMG'; Medical Devices Act, 'Medizinproduktegesetz/MPG').
- The principal investigator has exclusive ownership of all data.
- The principal investigator or a Hospital/Institution is the primary author and custodian of the clinical trial protocol.
- The design, conduct, recording and reporting of the clinical trial is under the control of the principal investigator.
- The clinical trial addresses relevant clinical questions and not industry needs.

An **industry-initiated trial** is a clinical trial that has the following characteristics:

- A commercial entity is acting as the sponsor (Pharmaceutical Act, 'Arzneimittelgesetz/AMG'; Medical Devices Act, 'Medizinproduktegesetz/MPG').
- It is initiated by a pharmaceutical company or other commercial entity and not by an investigator at the cancer center.
- The trial is conducted to investigate a drug/device for commercial exploitation by its manufacturer.
- The protocol has been developed and is the responsibility of a pharmaceutical/device company or other commercial entity.

Enclosure 4

Palliative Care Best Practice Recommendations	
Time, when palliative medicine should begin	
1.	All patients must be offered palliative care immediately after receiving a diagnosis of an incurable cancerous disease, regardless of whether a tumor-specific therapy is being performed.
Palliative Care Unit	
2.	A Palliative Care Unit is an essential requirement for a CCC. In order to ensure high quality care for cancer patients, the CCC must avoid providing palliative care only through their network of cooperating acute care hospitals.
3.	A Palliative Care Unit must be an organizational and structurally independent unit.
4.	The minimum size of a Palliative Care Unit is 6 beds.
5.	Experts, specialized in palliative care, should be made available to the patients within the CCC on a 24-hour/7-day a week basis.
Palliative Service	
6.	A multi-professional palliative care consultation team should consist of at least three employees who are accessible in the core working hours and who come from the fields of medicine and nursing and at least one other therapeutic profession (psychology, social work, or pastoral).
7.	It is necessary that a CCC offers a multi-professional palliative care consultation team which provides advice and support for cancer patients and their relatives in other departments.
8.	Information concerning the availability of the palliative care consultation team must be accessible in all departments.
Day Clinic and Palliative Outpatient Care Clinic	
9.	An outpatient clinic with competence in palliative medicine is an important criteria for early information and treatment of cancer patients. A CCC must offer such a structure or the possibility of a specialized interdisciplinary outpatient palliative care consultation by appointment at least two hours twice a week.
10.	

	Patients must have access to specialized palliative care in the day clinics of all departments where cancer patients are treated.
Regional Network	
11.	Specialized palliative home care ('SAPV') must be provided by the institution itself and/or in cooperation with regional and national providers specializing in palliative home care.
12.	If a cooperation with an external provider exists, a written contract should be part of the agreement.
13.	A cooperation with a hospice must be in place.
14.	Support from qualified hospice volunteers must be made available to CCC patients with an incurable cancer.
Inclusion of specialized palliative care in decision-making processes within a CCC	
15.	Specialized palliative care must be integrated in the steering committees of the CCC to promote potential interdisciplinary cooperation.
16.	All CCC patients with an incurable cancer must be assessed for symptoms as well as psychosocial stress using validated multidimensional assessment tools.
17.	The possibility of inviting palliative care specialists when needed to consultation hours should be communicated to the patients by the attending oncologists.
18.	Information on palliative care must be displayed visibly in waiting areas of outpatient clinics treating cancer patients.
Documentation	
19.	All palliative units of the CCC are to document their records in the national hospice and palliative registry.
20.	Regardless of the stage of the illness, inquiries must be made during the doctor-patient consultation of the existence of a health care proxy and/or an advance directive.
21.	The health care proxy and/or the advance directive must be available - centrally and electronically - for all the different attending professions in the CCC.

Treatment pathways for terminally ill patients	
22.	The CCC must have a quality concept when dealing with terminally ill patients.
23.	A treatment pathway for dealing with dying patients should include elements such as: steps for assessing the terminally ill patient by a multi-professional team, documentation of the decision-making process, and an information sheet on what must be considered after a family member dies.
Research	
24.	To promote interdisciplinary research projects in a CCC, specialized palliative care must be integrated in the research structures of the CCC.
25.	Research achievements of the palliative care department should be regularly evaluated.
Education and Teaching	
26.	Each CCC must have a structural concept for strengthening research and teaching in the area of palliative care. This may include establishing a chair for palliative medicine.
27.	Each CCC must offer an annually evaluated training in palliative care.
28.	All professionals offering general palliative care to patients with an incurable cancer, must be qualified in basic palliative care through an undergraduate or postgraduate training (according to the 40 hours of a basic qualification course in Germany). Training should be updated regularly.
29.	To recognize the need for specialized palliative care, the emergency departments must offer medical and nursing staff qualified (and competent) in basic palliative care acquired through an undergraduate or postgraduate training (according to the 40 hours of a basic qualification course in Germany). Training should be updated regularly.
30.	Emergency personnel should be explicitly invited to in-house training on care and counselling of patients with incurable cancer to sensitize them about decisions concerning palliative and intensive care.

Enclosure 5

Best practice: psycho-oncological screening at comprehensive cancer centers

English Abstract

Background:

Every second tumor patient in acute inpatient treatment is psychosocially stressed to such an extent that psychological support is indicated. To record this distress, appropriate distress screening should be performed.

Objective:

The present work makes a recommendation for action to implement and carry out psycho-oncological screening in oncological centers of excellence (comprehensive cancer centers, CCC).

Material and methods:

The best practice recommendation was developed in a multistage process. The recommendations were first developed within the Psycho-oncological Care Sub-Working Group, then discussed and agreed upon by representatives of the Psychooncology/Cancer Self-Help Working Group in the CCC network, and finally discussed in the German Cancer Aid (DKH) Steering Committee and put to a consensus procedure by the latter.

Results:

The recommendation for action specifies organizational and practical aspects of distress screening and defines key data to be collected. Various valid instruments are available for distress screening. The instrument used should be submitted to patients for response electronically or in paper form by the respective treating department. Suprathreshold distress reported in the screening as well as an expressed subjective need for support indicate the need for psychooncology care.

Conclusion:

As already called for in the S3 guideline on psycho-oncology, psychooncological screening should be integrated into clinical routine. Two main factors are important to this end: sufficient, trained and competent persons who actively take responsibility for screening are needed, as are detailed, standardized, and optimized procedures for implementation, evaluation, documentation, and referral. The present recommendation facilitates the implementation of this screening into clinical routine.

Original Publication (in German):

Stengel et al.: Best Practice - psychoonkologisches Screening an Comprehensive Cancer Centers. Forum, 2021. **36**: p. 278–283. (<https://doi.org/10.1007/s12312-021-00944-x>)

Enclosure 6

Data Privacy Statement ('Hinweise zur Verarbeitung Ihrer personenbezogenen Daten')

Die Stiftung Deutsche Krebshilfe nimmt den Schutz Ihrer personenbezogenen Daten sehr ernst. Deshalb möchten wir Sie darüber informieren, welche personenbezogenen Daten wir nach der jeweiligen Zweckbestimmung erheben und verarbeiten werden.

Was versteht man unter personenbezogenen Daten?

"Personenbezogene Daten sind alle Informationen, die sich auf eine identifizierte oder identifizierbare natürliche Person beziehen. Als identifizierbar wird eine natürliche Person angesehen, die direkt oder indirekt, insbesondere mittels Zuordnung zu einer Kennung wie einem Namen, zu einer Kennnummer, zu Standortdaten, zu einer Online-Kennung oder zu einem oder mehreren besonderen Merkmalen, die Ausdruck der physischen, physiologischen, genetischen, psychischen, wirtschaftlichen, kulturellen oder sozialen Identität dieser natürlichen Person sind, identifiziert werden kann." (DSGVO Artikel 4 – Begriffsbestimmungen 1).

Im Rahmen der Antragsbearbeitung verarbeiten wir Ihre Daten nach Artikel 5 und Artikel 6 Abs. 1 (a, f); Abs. 4 DSGVO. Dabei handelt es sich zum Beispiel um:

- Vorname, Name akademischer Grad, Geburtsdatum
- Vollständige Bezeichnung der Institution
- Postanschrift
- Telefon- und Faxnummer, E-Mail-Adresse usw.

Wir möchten Sie ausdrücklich darauf hinweisen, dass Ihre personenbezogenen Daten für wissenschaftliche und historische Forschungszwecke oder für statistische Zwecke gespeichert werden. Außerdem werden Ihre Unterlagen an externe Gutachterinnen und Gutachter zur Prüfung weitergeleitet. Um eine mögliche Doppelförderung auszuschließen, behält sich die Stiftung Deutsche Krebshilfe das Recht vor, Anfragen an andere Fördereinrichtungen unter Angabe der Namen der Antragstellenden und des Projekttitels zu stellen. Weiterhin möchten wir Sie darüber informieren, dass wir über bewilligte Förderprojekte sowohl in unserem Jahresbericht als auch auf unserer Homepage Auskunft geben werden. Hierfür ist es wichtig, dass Sie uns am Ende dieses Merkblattes mit Ihrer Unterschrift auch Ihre Einwilligung bekunden. (DSGVO Art. 6 Abs. 1 und Abs. 4; BDSG § 49). Wir möchten Sie ebenfalls auf Ihr Widerspruchsrecht hinweisen gemäß DSGVO Art. 21 Abs. 4 und Abs. 6.

Verantwortliche Stelle im Sinne des Datenschutzrechts ist die Stiftung Deutsche Krebshilfe, Buschstr. 32, 53113 Bonn. Dort erreichen Sie auch unseren Datenschutzbeauftragten. Weitere Informationen u. a. zu Ihren Rechten auf Auskunft, Berichtigungen und Beschwerden erhalten Sie unter www.krebshilfe.de/datenschutz.

Ort, Datum

Unterschriften der Antragstellenden

Enclosure 7

Guidelines for the Creation of Maps displaying the Catchment Area of the CCC

Patients to be counted for the creation of the maps mentioned below (Figures II.A.1.1, II.A.1.2, II.A.1.3) are defined as follows:

Number of all cancer patients in 2022 matching one of the following criteria: reported to the state clinical cancer registry, follow up, second opinion, tumor board, trials participation. Each patient may only be counted once per year.

In the case of CCC Consortia, data do not have to be broken down into numbers for the individual CCC sites.

- Figure II.A.1.1 Population density in Germany

Map of Germany showing the population density in inhabitants per square kilometer (based on postal code areas).

Diese Karte wird von der Deutschen Krebshilfe zur Verfügung gestellt (bitte setzen Sie sich hierfür mit der Geschäftsstelle der Deutschen Krebshilfe in Verbindung; Kontakt: siehe Seite 54).

- Figure II.A.1.2: Patient's Place of Residence (Wohnorte der Patienten)

Map of Germany showing the catchment area of the center, colored by the range of numbers of the patients cared for at the center (bases on postal code areas). Each color represents 25 % of the patients.

Shape-Dateien zur Darstellung des Bundesgebietes, der Bundesländer und der Postleitzahlengebiete können bei der Deutschen Krebshilfe angefragt werden (bitte setzen Sie sich hierfür mit der Geschäftsstelle der Deutschen Krebshilfe in Verbindung; Kontakt: siehe Seite 54).

Anleitung zur Erstellung der Karte:

Die Karte (Figure II.A.1.2) beinhaltet die Grenzen der Bundesrepublik Deutschland, der einzelnen Bundesländer sowie die Grenzen der Postleitzahlengebiete (letztere mit Linienstärke 0). Die Postleitzahlengebiete werden absteigend nach der Summe aller Patienten (Köpfe) pro Postleitzahlengebiet sortiert.

Die Patientenzahlen der absteigend sortierten PLZ-Gebiete werden so lange aufsummiert, bis $\frac{1}{4}$ der zu zählenden Patienten (Definition siehe oben) erreicht ist, beginnend mit dem PLZ Gebiet, mit den meisten Patienten. Dieses PLZ-Gebiet werden mit der vorgegebenen Farbe #F9422F (Hex Code) hinterlegt. Analog wird mit jedem weiteren Viertel der CCC-Patienten verfahren. Die für die jeweiligen Viertel zu verwendende Farben sind in der nachfolgenden Tabelle aufgeführt.

Bitte fügen Sie Figure II.A.1.2 eine Legende mit den vorgegebenen Farben (siehe folgende Tabelle) und der jeweils zugehörigen 'Range of Patient Numbers' bei.

Farbe (Hex Code)	Range of Patient Numbers (Beispiel)
#F9422F	90-150
#8F87CB	30-89
#80D0F0	6-29
#D5D5D5	1-5

- Figure II.A.1.3: Proportion of Coverage (Versorgungsanteil)

Map of Germany colored by the number of patients cared for at the center in relation to a population of 100,000 inhabitants (based on postal code areas).

Eine Tabelle mit den Einwohnern pro Postleitzahlengebiet (basierend auf Zensus 2011) wird für die Erstellung von Figure II.A.1.3 benötigt und von der Deutschen Krebshilfe zur Verfügung gestellt (bitte setzen Sie sich hierfür mit der Geschäftsstelle der Deutschen Krebshilfe in Verbindung; Kontakt: siehe Seite 54).

Anleitung zur Erstellung der Karte:

Basierend auf den Patienten (Köpfe) pro 100,000 Einwohner des jeweiligen Postleitzahlengebietes* werden die zugehörigen Postleitzahlengebiete in der Karte entsprechend vorgegebener Patientenzahlenbereiche ('Range of Patients') eingefärbt.

*Berechnung:
$$\frac{\text{Anzahl der Patienten} \times 100\,000}{\text{Anzahl der Einwohner des PLZ-Gebiets}}$$

Bitte fügen Sie Figure II.A.1.3 eine Legende mit den vorgegebenen Farben unter Angabe der vorgegebenen 'Range of Patient Numbers/100,000 Inhabitants' bei.

Farbe (Hex-Code)	Range of Patient Numbers/100,000 Inhabitants (bitte bei der Deutschen Krebshilfe anfragen)
#012AD9	
#4467FE	
#90A5FE	
#E5EAFF	

Datenschutzrechtliche Aspekte sind zu berücksichtigen.

Note:

You have the opportunity to use a software tool which has been developed in the context of the preparation of the 'ONConnect' joint application of the CCC network. The development of the tool was also supported by members of the Working Group 'Digital Oncology' of the CCC network. Prerequisite is, that you prepare a list of patient numbers per postal code area. Then, data import and processing/calculation is performed locally at your center by using the above-mentioned software tool. If you wish to use the software, please contact the offices of the Deutsche Krebshilfe (contact information: see page 54).

CONTACT

For further information, please contact the offices of the Deutsche Krebshilfe:

Dr. Bernhard Sperker (0228/729 90 227; sperker@krebshilfe.de)

Dr. Bianca Paul (0228/729 90 216; paul@krebshilfe.de)

Kim Tiede (0228/729 90 217; tiede@krebshilfe.de)